

# 2009 Al Sigl Community WalkAbout Registration Guide



## A. Create Your WalkAbout Profile <http://www.alsigl.org/walk.htm>

Step 1 – click on **Register**

Step 2 – Click on **Sign Up Now**



Step 3 – Enter your name, address and email and set up your password (Please make note of your password.)

Registering your online giving profile allows you to make future secured donations without having to enter your name and address each time, and allows us to personalize your online giving experience.

We do not share your name or address with anyone else.

Registration

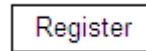
Title

\* First Name

Middle Name

\* Last Name

Step 4 – After entering your information click on **Register**



Step 5 - **If you have a team name**, pick it from the drop down menu. If you are starting a new team, pick '**Start a new Team**' from the drop down menu and write your new Team Name. If you are not walking with a team select '**Individual**' from the drop down menu.

\*\*\*If you want your team to appear in the Team Listing, Please email [mmikhael@alsigl.org](mailto:mmikhael@alsigl.org)\*\*\*

Registration

New Team Name

Number of Guests

Join A Team

ReMax Realty Group  
Mengel, Metzger, Barr Co.  
RHSC Team Orange  
RHSC Team Purple  
RHSC Team Yellow  
RHSC Team Blue  
RHSC Team White  
RHSC Team Red

Step 6 – Select the **Agency** you are walking for in the drop menu.

Join A Team

Select Agency

Donation

Event Amount  Per Person

The total amount is **USD\$0.00**. The non-deductible portion is USD\$0.00.

Check here to make additional donation.

Anonymous


Please write down any comments or notes that you would like to include with this donation. For examples if this donation is an honor/memorial, please include the person's name and address and any other information you would like. Thank You!

Step 7 – Click on **Next**

Next

Step 8 – Review your information, enter the confirmation code and click **Confirm**

Enter the Text as Shown in the Image



# 2009 Al Sigl Community WalkAbout Registration Guide



## B. Start Your Own Fundraising Page

Step 9 – Set up your **Fundraising Page** – Click on the green button that says **Create My Fundraising Page**. Set your goal, add a photo, tell people why you are walking. **NOTE: Please add your team name and the agency you are walking for on your fundraising page in the text box.**

[Create My Fundraising Page](#)

Step 10 - When you are finished, click **Submit**. You will receive an email when your fundraising page is approved and you are ready to begin raising money.

[Fundraising Page Designer](#)  
Create your own Fundraising Page by entering the goal amount you wish to raise. Add a Photo of yourself by browsing to the saved location, then add a caption and upload. Next, add a personal message for your supporters and when you are satisfied with the results, click Save. Then you are ready to view your new fundraising page. After viewing you may make changes if necessary then click Submit. An email will be sent to the event administrator who will approve your fundraising page. You will receive an email when the page has been approved.

ANGELA'S FUNDRAISING PAGE  
The 2009 Al Sigl Community Walkabout

[Event Description](#)  
Please Join us for the 2009 Al Sigl Community Walkabout at the Market PLace Mall! Date: Sunday October 25, 2009. Time: 8:00am to noon, with trick or treating for the kids right after from noon to 2pm. The Event is free to come to, but a \$25 donation is required for a T-shirt!


[Fundraising Goal](#)  
Goal Amount to Raise USD\$

[Photo & Caption](#)  
Your Image Here

[Personal Message](#)  
Rich text editor with options for Bold, Italic, Underline, Paragraph, Font, Size, Color, Highlight, and text color.

## C. Spread The Word – Watch Your Fundraising Thermometer Grow!

Step 11 – After you receive your email confirmation paste the link of your page in an email and send it out to all your friends and family.



## D. Come Join the Fun at The Marketplace Mall on Sunday, October 25th!

Step 12 – Check in at your registration area at 8:30 a.m. All walkers that raise \$25 will get a FREE WalkAbout T-shirt.